






# Nursery class remote learning 23rd-26th February 2021



Time	Monday	Tuesday	Wednesday	Thursday	Friday
9:00-9:30	INSET DAY.	<p>Registration</p> <p><b>Animal Tuesday:</b> Wear something that has either animal print, or an animal on it. 😊 Let's get moving <a href="#">Click here</a></p>	<p>Registration</p> <p><b>Wellness Wednesday:</b> Wear bright clothes, how are we feeling today? Let's get moving <a href="#">Click Here</a></p>	<p>Registration</p> <p><b>Thinking Thursday:</b> Can you find a jungle fact to tell your friends? Lets get moving <a href="#">click here</a></p>	<p>Registration</p> <p><b>Funny Friday:</b> Can you have a Jungle joke ready for registration Lets get moving <a href="#">Click here</a></p>
9:30-10:00		<p>This term we are going to be explorers, to be explores we need to make our exploring equipment. Click the photos to see how to make your binoculars.</p> 	<p>What animals can we see. We are walking through the jungle. What can we see?</p> <p>Power Point.</p> <p><a href="#">Click link.</a> (Power point provided in resource pack)</p> <p>Animal sounds <a href="#">Click here</a></p>	<p>We are back to our repeating pattens. Challenge time: In the Jungle there are snack that are longer than Cars. Can you draw a long snake and design a repeating patter?</p> 	<p>Fun Friday: Can you make a jungle box or jungle chest? What materials did you use? What were the textures? What animals did you use?</p> 
10:00 - 10:30		<p><b>Break time:</b> Time to go outside and get some fresh air and healthy snack.</p>	<p><b>Break time:</b> Time to go outside and get some fresh air and healthy snack.</p>	<p><b>Break time:</b> Time to go outside and get some fresh air and healthy snack.</p>	<p><b>Break time:</b> Time to go outside and get some fresh air and healthy snack.</p>

10:30-11:15

Let's talk about Jungles.  
Jungle Power point.  
[Click here.](#)  
Power points are provided in resource pack.

Let's make our safari hats.  
Click on photo



Live phonics Lesson  
Lesson will start at 10:35  
Sound today is N, n

[Click here](#)

Can you think of animals that begin with M, S, T, I, A, D, N who live in the jungle.

Tricky activity.  
[Click here](#)  
Can you say the sound of the letter out once you have completed the puzzle?

Animal sounds  
[Click here](#)

11:15-12:00

Maths Meeting  
Purple mash  
Resource pack

Live maths lesson.  
Interactive maths lesson, talking about length and size. (Power point is available in resource pack )  
Lesson will start at 11:05

Can you make your favourite Jungle animals hand prints?



Live phonics lesson  
Lesson will start at 11:05  
New sound today is P,p  
[Click Here](#)

12:00-1:00

Lunch

Lunch

Lunch

Lunch

Lunch

1:00-2:00

*P.E. Lesson:  
Jasmin account  
Follow the jungle icon.*

*Maths game: Game  
Phonics Games [Game 1](#)*

*Catty the chameleon.  
Can you the camouflaged  
animals  
[Click here](#)*

*Some of our jungle  
animals are in trouble.  
They are endangered.,  
can you design a poster  
to help save our  
animals.  
(Resource pack )  
Endangered animals  
[Click here](#)*


2:00-3:00

*Rumble in the jungle story.*



RUMBLE IN THE JUNGLE by Giles Andreae and illustrated by David Wojtowycz.  
Text and illustrations copyright © Purple Enterprises Ltd, a Coolabi Company 1996 coolabi

*Story time: what animals can  
you see?  
( Book available in resource  
pack )*



*Jungle movement  
Click Here  
[Activity 1](#)  
[Activity 2](#)*

*Calm time:  
Listening activity.  
[Click here.](#)  
Listen to all the  
animals. Can you draw  
a picture of what you  
think the animals look  
like?*