

Background Notes for Parents/Carers

About the theme – Eucharist

In the Spring term the Sacrament of the Eucharist is explored. This is the Sacrament of communion with Christ and the Church.

There are several different names given to the Sacrament of the Eucharist. It is called:

- **Eucharist:** (Thanksgiving) because it is an action of thanksgiving to God. It reminds us of the thanks that Jesus made to his Father at the Last Supper.
- **The Lord's Supper:** because of its connection with the supper which the Lord took with his disciples on the eve of his Passion.
- **The Breaking of Bread:** because Jesus used this rite, part of a Jewish meal, when as master of the table he blessed and distributed the bread, above all at the Last Supper. It is by this action that his disciples will recognise him after his Resurrection.
- The **memorial** of the Lord's Passion and Resurrection.
- The **Holy Sacrifice:** because it makes present the one sacrifice of Christ the Saviour and includes the Church's offering.
- **Holy Communion:** because by this sacrament we unite ourselves to Christ who makes us sharers in his Body and Blood and to one another to form a single body.
- **Holy Mass,** (Missa) because the liturgy concludes with the sending forth (missio) of the faithful, so that they may fulfil God's will in their daily lives.

Children are introduced to a different aspect of the Eucharist, the Mass, in each year group.

Structure of the Mass

The Basic Structure of the Mass has four parts: two main parts (the Liturgy of the Word and the Liturgy of the Eucharist) and two framing rites (Opening Rite and Concluding Rite):

Introductory or Opening Rites:	WE GATHER
---------------------------------------	------------------

We lead those gathered into an awareness of God's presence who has assembled a community of faith.

Procession and song

Sign of the Cross

Greeting

Penitential Rite (when we say sorry to God)

(Gloria) – a song of praise used on Sundays and feast days

Opening Prayer or Collect

Liturgy of the Word:	WE LISTEN
-----------------------------	------------------

We listen and respond to the Readings and the Homily.

First Reading (from the Old or New Testament)

Responsorial Psalm (a Psalm from the Old Testament)

(Second Reading) (from the New Testament)

Gospel Acclamation (to prepare to greet the Gospel)

The Gospel (from Matthew, Mark, Luke or John)

Homily (a short address by the bishop, priest or deacon)

(Creed) – a profession of faith

Prayer of the Faithful (bringing our prayers for different needs before God)

Liturgy of the Eucharist:	WE GIVE THANKS
----------------------------------	-----------------------

We offer bread and wine and all that we have.

Preparation of the altar and the gifts (the bread and wine)

Eucharist Prayer (including the words of Jesus and prayer of consecration)

Communion Rite:

Lord's Prayer (the Our Father)

Sign of Peace (offering a gesture of peace to others)

Breaking of the Bread

Communion (distribution of the Body and Blood of Christ)

Concluding Rite:	WE GO OUT
-------------------------	------------------

Blessing

Dismissal (sending out)

Overview

Key Vocabulary	YEAR 1 Meals EUCCHARIST THEME
<p>family meal Mass share blessing bread host wine altar Last Supper Holy Communion Preparation of the Gifts litany chalice</p>	<p>The parish family gathers for the Eucharist (Mass), Jesus' special meal. We find strength in gathering for the celebration of the Eucharist and of God's love in our lives.</p> <p>Children will know and understand:</p> <ul style="list-style-type: none"> • Families and groups share special • Mass as Jesus' special meal <p>See Background Notes for Parents and Carers</p> <p>Week 1:</p> <p>To explore the love and care shown in the family and how families and groups share special meals. To understand that Catholics go to Mass and share a Special Meal</p> <p>Week 2:</p> <p>To know that Mass is the special meal that celebrates the Last Supper. To explore the preparing of the special meal for the parish family including the Our Father.</p> <p>Week 3:</p> <p>To understand what Holy Communion is and how it is celebrated. To discuss how the parish family gathers for a celebration after Mass.</p> <p>Week 4: Look back over the key vocabulary and help your child to remember what they have learned. Share a simple Act of worship together (see below).</p>

Year 1

For children in Year 1, the focus in the topic 'Meals' is on the Eucharist as a meal – the last meal that Jesus shared with his disciples, the Last Supper.

Week 1:

Lesson 1:

Ask the children to share their experience of a special meal, it might have been a birthday party, Christmas, First Communion or Baptism celebration. Think about

- Q Why was it so special?
- Q Who made it special?
- Q How it is good to share love and care at family meals.

Complete the meal sheet below

Lesson 2:

Use the pictures from Church's Story 2 below and talk about how the parish family gathers at Mass. Use the following story to explain that Catholics go to Mass on Sunday.

Last week, I asked Mum why we always went to Mass on Sunday morning. Mum said Sunday was a special day for the friends of Jesus. "It's a day when the parish family gather together to remember Jesus, a day when they celebrate Jesus' love," she told me. "It is a very special meal that Jesus asked us to celebrate to remember him. It helps us love Jesus more." After Mass, Mum bought me a book in the little shop at the back of church. It is all about Sunday. It has pictures of what happens at Mass. When we got home, Dad read it with me. I can remember lots of things it told us. There is a picture of the priest welcoming all the people. He reminds them that they have come together to remember Jesus and his love for them. He says a prayer. Everyone sits down to listen to stories about Jesus. They say prayers thanking God for sending Jesus. Some receive Holy Communion, and some receive a blessing. The priest sends people home to take Jesus' love out to everyone they meet.





Complete the activity sheet discuss a part of the Mass that they remember

Draw your special meal below




Think of a time when you had a special meal.
Where was the meal? Who was with you? What was the occasion? What did you eat?

Use these images to discuss the different parts of the Mass.



You have been asked to create a book about the different parts of the Mass. Which part will you choose? Draw it on the cover of the book.



What did you draw and why?
