
























# Home Learning Ideas for Early Years (1)

By Casey Lynchey @KCLynchey 2021

Personal, Social & Emotional Development	Communication & Language	Physical Development	Literacy	Mathematics	Understanding the World	Expressive Arts & Design
<p><b>Board games</b></p> <p>Play a board game – practise taking turns and celebrate winning or losing! Learn that it's the taking part that counts.</p>  <p>You could even create your own board games.</p>	<p><b>What's in the box?</b></p> <p>Decorate a large lidded box. Cut two holes in the side for hands to go through. Place an interesting item in the box and place hands in to feel the item. Encourage to describe the item – its shape, its texture and whether they like how it feels. If necessary, prompt them by asking questions. Encourage them to talk about the item before guessing what it is.</p>	<p><b>Seasonal walk</b></p> <p>Go for a walk to the local park, river or beach. Take a bag and collect different natural items to use for loose part counting and art for example. Things to collect (depending on where you live) acorns, pine cones, conkers, stones, pebbles, shells, leaves, sticks, feathers, berries, flowers and petals.</p>	<p><b>Sensory writing</b></p>  <p>Use shaving foam on a baking tray to practise making patterns and writing letters and words.</p>	<p><b>Counting songs and rhymes</b></p> <p>Learn different number songs such as 1, 2, 3, 4, 5 Once I caught a fish alive, 5 little monkeys and 10 Green Bottles.</p> 	<p><b>Float or sink?</b></p> <p>Choose a selection of items from around the house and predict if you think they will float or sink before testing each item in the bath or sink. Did you notice any patterns? Why do some float and some sink?</p> <p><b>*Remember to take care near water and never leave young children unattended.</b></p>	<p><b>Loose part art</b></p>  <p>Using items you collected on your walk or other collections (bottle tops, beads, counters, coins, jenga blocks, pegs, lolly sticks, buttons, bangles, curtain rings, nuts &amp; bolts etc.) to make your own artwork or patterns.</p>
<p><b>We are all different</b></p> <p>Choose 2 of your friends and draw a picture of yourself with these friends. Think about and discuss the similarities and difference between you all. Different hair and skin colour, different sizes, different homes and different interests for example.</p>	<p><b>I spy!</b></p> <p>Play 'I spy with my little eye' either the traditional version with items beginning with different letters or you could simplify it by going for colours or shapes. You can make it even easier by giving clues if needed.</p> 	<p><b>Yoga</b></p> <p>Do some yoga. You can follow along to some wonderful yoga stories on Cosmic Kids Yoga. <a href="https://www.youtube.com/user/CosmicKidsYoga">https://www.youtube.com/user/CosmicKidsYoga</a></p> 	<p><b>Letter writing</b></p> <p>Write a letter to a friend or family member to tell them you are missing them or how much you love them. Include a picture you have drawn and write your name on it. Visit the Post Office to send it in the mail.</p> <p>Do you know your own address and phone number? Learn these by heart and have a go at writing them too.</p>	<p><b>Shape hunt</b></p> <p>Go on a shape hunt around the house and garden. What shapes can you see? Can you draw some of the things you found?</p> <p>Maybe you could make a picture using lots of different 2D shapes.</p> <p>Maybe you could make a model using lots of different 3D shapes.</p>	<p><b>Family snaps</b></p> <p>Look through family photos. Discuss who the different people are and where the photos were taken. Discuss the changes in the photos from different eras (clothes, locations, transport, etc.).</p> <p>You could make a photobook or even a family tree.</p>	<p><b>Playdough</b></p> <p>Make your own no cook playdoh using the following recipe.</p>  <p><b>Playdough Recipe</b></p> <ul style="list-style-type: none"> <li>1.5 cup flour</li> <li>1/2 cup salt</li> <li>2 tsp Cream of Tartar</li> <li>2 Tbsp Oil</li> <li>1 cup Boiling water</li> </ul>
<p><b>Random act of kindness</b></p>  <p>Do something nice for someone – something that will make them happy. Help them do something, make them a picture or say something nice.</p>	<p><b>Teddy tea party</b></p> <p>Gather your teddies and a toy tea set or some real cups and plates from your kitchen.</p> <p>Discuss how many cups and plates you will need and what all of the teddies would like to eat. Role play the conversation you would have in taking the teddies orders and in talking to them about their day.</p>	<p><b>Hopscotch</b></p> <p>Chalk out a hopscotch grid on the pavement and challenge a friend to a game.</p> 	<p><b>Nursery rhymes</b></p> <ul style="list-style-type: none"> <li>Humpty Dumpty</li> <li>Baa Baa Black Sheep</li> <li>Hey Diddle Diddle</li> <li>Hickory Dickory Dock</li> <li>Jack and Jill</li> </ul> <p>Learn to recite different nursery rhymes or simple poems by heart. Can you add your own actions?</p>	<p><b>Lighter or heavier</b></p> <p>Gather different food items, toys or various objects from around the house.</p> <p>Hold out your hands and place one item in each hand. Decide which item is heavier and which is lighter. Compare the items against each other.</p> <p>Can you lay them out in order from lightest to heaviest?</p>	<p><b>Shadow puppets</b></p> <p>Make a dark den using chairs and old material, covers or towels. Use torches and play a shadow game. What shadow shapes can you make with your hands and arms?</p> 	<p><b>Recycled robots</b></p> <p>Collect boxes and tubs and use them to make a junk model robot.</p> <p>Can you use paper or paints to decorate your model?</p> <p>Give your robot a name and take him on an adventure/make up a story for him.</p>

# Home Learning Ideas for Early Years (2)

By Casey Lynchey @KCLynchey 2021

Personal, Social & Emotional Development	Communication & Language	Physical Development	Literacy	Mathematics	Understanding the World	Expressive Arts & Design
<p><b><u>Road Safety</u></b></p>  <p><b>Road Safety</b></p> <p>Go outside with a grown up and learn where and how to cross the road safety.</p>	<p><b><u>My Grandmother's Basket</u></b></p> <p>The game begins "I went to the shop with my grandmother's shopping basket and I bought..." and the first person states an item. The second person repeats the first item and adds another item and so on.</p> <p>How many items can you remember?</p>	<p><b><u>GoNoodle</u></b></p> <p>Create a GoNoodle at home account and try out the different channels. Follow the dance routines and bust some moves or try out the mindfulness videos. <a href="http://www.gonoodle.com">www.gonoodle.com</a></p> 	<p><b><u>Lovely letters</u></b></p> <p>Look for different letters in comics, magazines, newspapers, junk mail and on food packaging. Cut out and collect a wide range of different letters. Can you say all the letter sounds and letter names?</p> <p>Combine letters to spell some words. Can you blend them to read them? Are they real or nonsense words?</p>	<p><b><u>Counting</u></b></p> <p>More or less: Count out fruit from a fruit bowl onto 2 plates. Which plate has more which has less? Count the children's toys or bricks. Show me what more looks like, show me what less looks like.</p> <p>Washing line: Can you help pair socks that have been washed. Then try to count them in 2s.</p>	<p><b><u>Recycling</u></b></p> <p>Collect different items of rubbish and learn about recycling. What bin do they go in? Can you become a recycling champion at home?</p> 	<p><b><u>Lego stories</u></b></p> <p>Design and create a model using Lego or bricks. What will you build? A castle? A house? A pirate ship? A school? Once you've made your model – use some figures, animals or other small world toys to create a story adventure.</p> 
<p><b><u>What a wonderful world</u></b></p>  <p>Watch the video by David Attenborough called 'A wonderful world' <a href="https://youtu.be/iYXBjmrXZU">https://youtu.be/iYXBjmrXZU</a></p> <p>Think about what you think is wonderful. What makes you feel really happy?</p>	<p><b><u>Hot/cold game</u></b></p> <p>Take turns to hide something in the room (as the other people close their eyes or leave the room). They then need to try to find it. Help them by saying if they are freezing, cold, warm, hot or boiling depending how close they are to the hidden item. Whoever finds it gets to be the 'hider'.</p>	<p><b><u>Threading</u></b></p> <p>Make a necklace using string and beads, macaroni or Cheerios. Carefully thread them on to the string. Can you do this with both hands?</p> 	<p><b><u>Puppet Show</u></b></p> <p>Use puppets or make your own puppets using straws or lolly sticks and paper and put on a show for your family members or an audience of dolls and teddies.</p> <p>If you can get a big box you could even make your own puppet theatre.</p> <p>Make tickets for your audience!</p>	<p><b><u>Numbers outside</u></b></p>  <p>Go out for a walk and see how many different numbers you can find. For example bus numbers, numbers on doors, numbers on signs, car registration plates. If you go in a shop look for prices and quantities of items. Can you help pay for the shopping?</p>	<p><b><u>Making movies!</u></b></p> <p>Use a phone, iPad or digital camera to make a movie, an advert or a news report. Make up a story or tell some facts. If you are really stuck for inspiration than interview a family member.</p> 	<p><b><u>Dance Dance Dance</u></b></p> <p>Put on your favourite songs and dance along to the beat!</p> <p>Can you move your body in different ways? Can you dance alone and with a partner (daddy, teddy, friend, etc.)? Can you dance to slow music and to fast music?</p> <p>Can you make up a routine? Try to remember the different moves in sequence.</p>
<p><b><u>Sign Language</u></b></p>  <p>Visit the Sign Along With Us YouTube channel and learn how to sign some new words with Jade and Christian. <a href="https://www.youtube.com/c/Signalongwithus/videos">https://www.youtube.com/c/Signalongwithus/videos</a></p>	<p><b><u>Charades</u></b></p> <p>Play the classic game of charades with your family.</p> 	<p><b><u>FA Superkicks</u></b></p> <p>Grab a football and practise your skills. Log in to Superkicks for some ideas. <a href="https://www.thefa.com/get-involved/the-fa-superkicks">https://www.thefa.com/get-involved/the-fa-superkicks</a></p> 	<p><b><u>Secret Messages</u></b></p>  <p>Write some letters, words or sentences in white crayon on a sheet of white paper. Then dip a brush in some paint and sweep it over the paper. Keep going until you reveal the message.</p>	<p><b><u>Race against time</u></b></p> <p>Use a stopwatch, egg timer or online timer to record. Choose a set time e.g. 1 minute, 2 minutes or 30 seconds. See how many of different exercises you can do in that time. Star jumps, bunny hops, toe taps on a football, shuttle runs, etc.</p> <p>Try this activity every few days. Can you beat your previous best times?</p>	<p><b><u>Where in the world?</u></b></p> <p>Collect labels from food packets/stickers from fruit and vegetables. Use a map, globe, atlas or the internet to locate the different places. What are these places like? How far are they from the UK?</p> 	<p><b><u>I am the music man!</u></b></p> <p>Make your own musical instruments e.g. - pots and pans, rice in an empty bottle, elastic bands over a tissue box, water in bottles.</p> <p>Use these to make a band and play along to your favourite songs or make up your own.</p> <p>Have a good sing-a-long too!</p>