








# Nursery class remote learning 1<sup>ST</sup>-5<sup>TH</sup> February 2021



Time	Monday	Tuesday	Wednesday	Thursday	Friday
9:00-9:30	<p>Registration</p> <p><b>Red Monday: wear something Red to registration</b></p> <p><i>This week is child's mental health awareness week.</i></p> <p>Let's get moving: <a href="#">Click here</a></p>	<p>Today is Candlemas, the end of the Christmas season. We invite you to join us at mass <a href="#">St. Marie's Cathedral Live Stream from 9.15.</a></p> <p>Today's Google Meet will take place at 10 am.</p>	<p>Registration</p> <p>Wellness Wednesday:</p> <p>Wear bright clothes, how are we feeling today?</p> <p>Today we are thinking about our mental health, and how we are feeling. <a href="#">click link</a></p>	<p>Registration</p> <p><b>Thinking Thursday:</b></p> <p><b>Be Rhyme ready</b></p> <p>Let's get moving: <a href="#">Click here</a></p>	<p>Registration</p> <p><b>Funny Friday:</b></p> <p><i>Can you have a joke ready for registration</i></p> <p>Let's get moving: <a href="#">Click here</a></p>
9:30-10:00	<p><b>'Little Red Riding hood'</b></p> <p><a href="#">Click here for story.</a></p> <p><b>Question time:</b></p> <p>Why was she called little red riding hood?</p> <p>Who is the bad guy in the story?</p> <p>Can you name all the characters?</p> <p>What did the wolf say when little Red Riding hood said? 'Oh, what big eyes you have'?</p>	<p>Let's make a little red riding hood maze:</p> <p>You can use any objects you like:</p> <p>Lego, toys, pens, anything you wish.</p> <p>See if a family member can get through your maze.</p> 	<p><b>News report</b></p> <p><a href="#">Click here</a></p> <p>Link will be sent.</p> <p><b>The big bad wolf has been caught!!</b></p> <p><b>How do you think he feels?</b></p>	<p>The big bad Wolfs version on the story.</p> <p><a href="#">Click here:</a></p> <p>This is a tricky activity, Do you think the wolf is telling the truth?</p> <p>Can you draw a picture of the wolf, as the good guy and red riding hood as the bad guy?</p> <p>Hummm..... then could you tell the little red hood a little bit differently?</p>	<p><b>Challenge bingo.</b></p> <p>Here is a super challenge for you guys today.</p> <p>To win this game you have to complete each task before the end of the day. Once you have done an activity. you need to mark it with a 'M'</p> <p>Non screen Bingo challenge (<b>Resource pack</b>)</p>
10:00 - 10:30	<p><b>Break time:</b></p> <p>Time to go outside and get some fresh air and healthy snack.</p>	<p><b>Break time:</b></p> <p>Time to go outside and get some fresh air and healthy snack.</p>	<p><b>Break time:</b></p> <p>Time to go outside and get some fresh air and healthy snack.</p>	<p><b>Break time:</b></p> <p>Time to go outside and get some fresh air and healthy snack.</p>	<p><b>Break time:</b></p> <p>Time to go outside and get some fresh air and healthy snack.</p>

10:30-11:15	<p>This morning we are going to make <i>Little red riding hood</i> puppets.</p> <p>There are cut out puppets in your resource pack.</p> <p>You can make them from paper, card or play dough.</p> <p>What did you use?</p> <p>Which characters did you make?</p> <p>I have put a link on the picture below if you want to make these puppets.</p> 	<p><b>Live Phonics .</b></p> <p>Link will be sent at 10:30 - Lesson starts at 10:35. Please mute your mic</p> <p>Phonics time</p> <p>Today we are doing 'S,s'</p> <p>Super speedy sounds.</p> <p>What can you think of that starts with S.</p> <p><a href="#">S video.</a></p>	<p><b>Maths Meeting</b></p> <p><b>Maths activity:</b></p> <p><b>Pattern skewers.</b></p> <p>Use your favourite fruit to make a repeating patter Skewers.</p> 	<p>We are making our own Magnifying glasses. So, we can have big eyes.</p> <p>'all the better to see you with'.</p> <p>Click on the photo for instructions.</p> 	<p><b>Maths Meeting.</b></p> <p><b>Red riding hood learning pack.</b></p> <p><b>Purple mash.</b></p>
11:15-12:00	<p>Purple Mash.</p> <p>Work booklet.</p> <p>Maths Meeting.</p> <p><b>Magic number 4</b></p> <p><a href="#">Click here</a></p>	<p>Maths activity:</p> <p><a href="#">Pattern game 1</a></p> <p><a href="#">Maths game 2</a></p> <p><a href="#">Maths game 3</a></p>	<p><b>Live lunch:</b></p> <p>Link will be sent at 11:30</p> <p>Red riding hood lunch time picnic.</p> <p>Maths fun Game.</p> <p>Power points are available in resource pack.</p>	<p><b>Live Phonics session: D'd</b></p> <p>Link will be sent at 11:00</p> <p>Lesson will start at 11:05</p> <p>Please have your mic Muted</p> <p><a href="#">D video</a></p>	<p><b>R.E Lesson :</b></p> <p>The story of the presentation.</p> <p><a href="#">Click here for the link .</a></p>
12:00-1:00	Lunch	Lunch	Lunch	Lunch	Lunch

1:00-2:00	<p><i>Patterns: Patterns everywhere.</i></p> <p><i>Here we have an interactive games on Patterns .</i></p> <p><a href="#"><i>Click here.</i></a></p> <p><a href="#"><i>Click here.</i></a></p> <p><i>What patterns can you make?</i></p>	<p><i>Story map: tell the story using our puppets:</i></p> <p><i>Now we are going to take our puppets and try and re tell the story together.</i></p> <p><a href="#"><i>Click link</i></a></p>	<p><i><u>Syllable counting.</u> <a href="#"><i>Game one</i></a></i></p> <p><i>Move your body syllables: power point presentation: In resource pack.</i></p>	<p><i>Red riding hood learning pack.</i></p> <p><i>Purple mash</i></p>	<p><i>Magic number 9.</i></p> <p><a href="#"><i>Click here.</i></a></p> <p><i>Maths meeting</i></p> <p><i>Purple mash.</i></p>
2:00-3:00	<p><i>P.E. Lesson:</i></p> <p><i>Jasmin account</i></p> <p><i>Follow the jungle icon.</i></p>	<p><i>This week is about our mental health and how we feel about what is going on around us. Click the link to see the story about 'Hope the rainbow fairy'</i></p> <p><i>Talk about how you are feeling...</i></p> <p><a href="#"><i>Click here</i></a></p>	<p><i>New traditional story:</i></p> <p><a href="#"><i>Click here</i></a></p> <p><i>Tales from Rajasthan - The Wishing Tree</i></p>	<p><i><u>Messy play activity.</u></i></p> <p><i><u>Click on photo.</u></i></p> 	<p><i>Mental Health awareness assembly.</i></p> <p><a href="#"><i>Click link</i></a></p>