

At home materials

Year 1 Week 6 to 8

Week 6

I have carefully read the story and practised the new words.

I have written sentences about Tom's adventure.

I have used capital letters and full stops correctly in my sentences.

I have practised the spellings and handwriting activities.



Week 7

I have read and thought about what Tom packed for his trip.

I have written sentences using first, then and next.

I have used capital letters, full stops and finger spaces correctly.

I have practised the spellings and handwriting activities.




Week 8

I have read about Tom and have thought about how he might feel.

I have used descriptive words to write sentences about myself.

I have used question marks correctly in my sentences.

I have practised the spellings and handwriting activities.



At Ark Curriculum Partnerships, we have a team of experts from Mathematics Mastery, English Mastery and Curriculum Partnerships working together on weekly plans which children and families can use. These plans will help children continue with their learning and structure their week.

This booklet consists of weekly tasks in all areas of English: reading, writing, grammar, spellings and handwriting. Please help your child draw up a timetable for the week. Please support them by encouraging them to share their work and read with you.



How do I use the booklet?

- Set aside time each week to complete the tasks. You don't have to do one every day.
- Take your time to read and understand the extract. Ask an adult if you need help understanding the text.
- Read the instructions and questions carefully before you start a task.



How do the lessons work?

Below are some suggested timings.

- Reading** – up to **30** minutes
- Writing** - up to **30** minutes
- Grammar** - **15** minutes
- Spelling** - **15** minutes
- Handwriting** – **10** minutes



Can parents, carers and siblings help?

Yes, of course! Family members can help in the following ways:

- Read the extracts with you aloud.
- Gather all the exciting and difficult words you want to find out about or use in your writing and put them on display.
- Help you with the planning of the story.
- Write a story at the same time as you. You could then compare your stories and check each other's writing.



What else can I do if I love writing and I want more of a challenge?

- Keep writing sentences, news, stories, poems, letters, posters, instructions and diaries using your own ideas.
- Explore www.lovereadings4kids.co.uk or www.newsela.com to find other extracts to read and write about.

These packs include the wonderful resources from:



LoveReading
4 KIDS SHARING BOOK LOVE



newsela

Week 6: Reading and writing prompts

The Great Explorer

Reading

Before reading:

Share these words with an adult and talk about their meaning. Practise saying them aloud in different voices.

explorer – a person who finds new places.

resolved – to make a choice.

rescue – to save someone or something from danger.

binoculars – something used to see things far away.

After reading:

What might happen next?


Where is Tom going to go first?

Extension: Find out more about the North Pole. What would you like and dislike about exploring that part of the world?

Writing

Write 3 or 4 sentences about Tom's adventure to the North Pole. Draw a picture for each sentence.

- What did he see?
- How did he feel?
- What did he hear?



Week 6: Grammar and spelling prompts

Grammar

Put the capital letter and full stop into these sentences. Use the start of the book to help you.

his dad had got lost whilst exploring the north pole

casting off, he set sail onto the big, blue ocean

Can you write a sentence of your own using a capital letter and full stop?

Spelling

Practise each word by rewriting it 3 times. Say it aloud as you write it.

find

hunt

hunting

sail

finding

search

searching


sailing

Can you make the words using something different? Try using paint, play-doh or leaves.

Handwriting

Practise writing the spelling words in your neatest handwriting.

hunt



Week 7: Reading and writing prompts

The Great Explorer

Reading

Look again at the things Tom packed for his trip.

Talk to someone at home if there is anything you haven't seen before.

You can either think, talk or write about the questions.

1. Do you think Tom has packed well for his trip?
2. What do you think he has forgotten?

Draw a picture of things you might take on the trip.

Writing

Look at the picture of the things Tom packed.


Use 'first, then, next' to write instructions of what Tom packed.

First Tom packed

Then

Next

Finally



Week 7: Grammar and spelling prompts

Grammar

Write a sentence for each of these words. Remember your finger spaces, capital letter and full stop.

cup

torch

lost

Example: My favourite cup has green spots and black stripes.

Spelling

Practise each word by rewriting it 3 times. Say it aloud as you write it.

large

larger

largest

short

shorter

shortest

warm

warmer


warmest

Can you make the words using something different? Try using a whiteboard/tablet, sand or twigs.

Handwriting

Practise writing capital letters from A to Z. Then practise these words that begin with a capital letter in your neatest handwriting:

England**Anna****Friday****March**



Week 8: Reading and writing prompts

The Great Explorer

Reading

Read the start of The Great Explorer again.

How might Tom be feeling as he begins his trip?

Draw Tom and write the words to describe how he feels around him.

Writing

Draw a picture of yourself as an explorer like Tom.

Write 3 or 4 sentences to describe yourself as an explorer.

You could start your sentences with...

I look... I feel.... I am.... I wear.... I carry....

Can you use these any of these describing words?

small green shiny warm



Week 8: Grammar and spelling prompts

Grammar

Write two questions you want to ask Tom. Remember to use a question mark at the end. ?

Example: Where are you going?

Spelling

Practise each word by rewriting it 3 times. Say it aloud as you write it.

think

thinks

hope

hopes

wish


wishes

Can you make the words using something different? Try using a paint brush in water, magnetic letters or chalk on the path.

Handwriting

Practise writing the spelling words in your neatest handwriting.


hope



Extracts

The Great Explorer

Extract from [lovereading4kids](https://www.lovereading4kids.com): find out more about the book and the author



Helping your children choose books they will love



Lovereading4kids.co.uk is a book website created for parents and children to make choosing books easy and fun

Opening extract from
The Great Explorer

Written by
Chris Judge

Published by
Andersen Press Ltd

All Text is Copyright © of the Author and/or Illustrator

Please print off and read at your leisure.



The GREAT EXPLORER


CHRIS
JUDGE



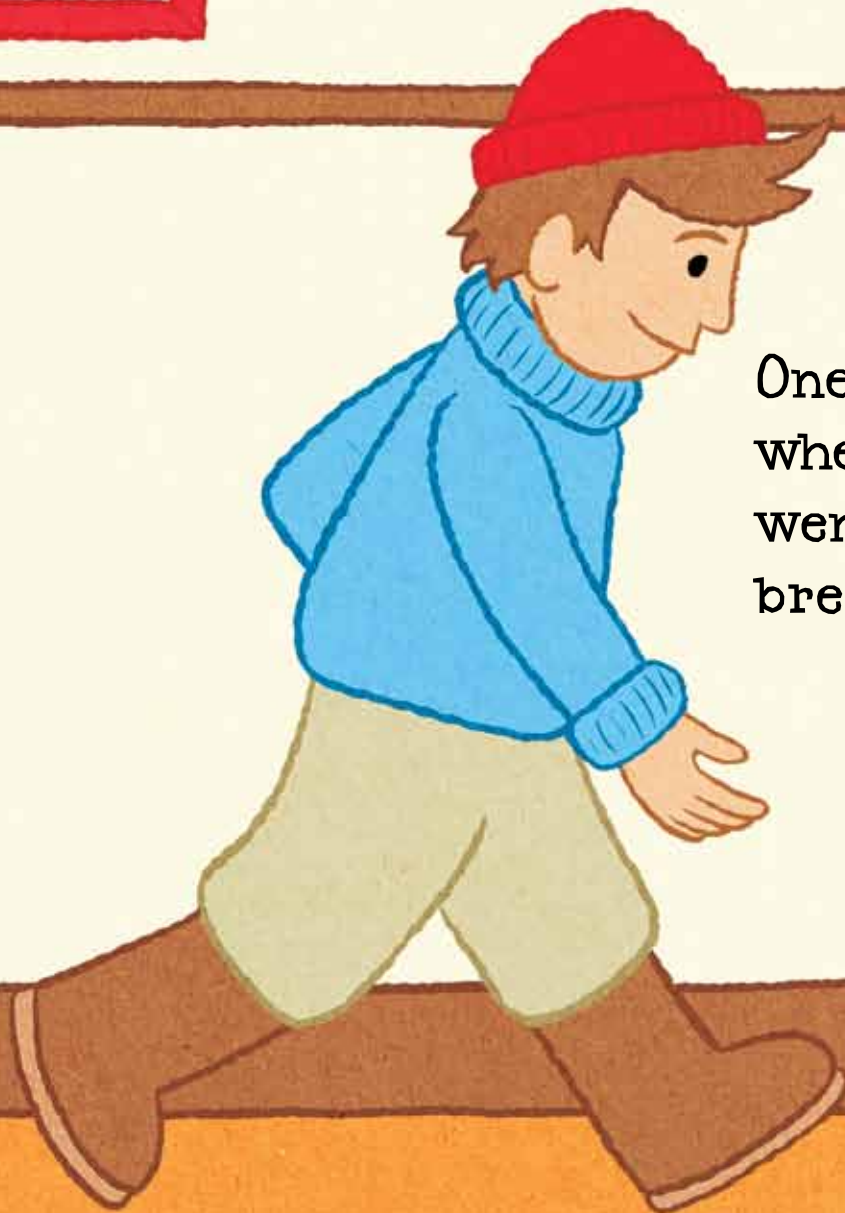
For Mum and Dad

First published in Great Britain in 2012 by Andersen Press Ltd., 20 Vauxhall Bridge Road, London SW1V 2SA.
Published in Australia by Random House Australia Pty., Level 3, 100 Pacific Highway, North Sydney, NSW 2060.

Text and illustration copyright © Chris Judge, 2012. The rights of Chris Judge to be identified as the author and illustrator of this work have been asserted by him in accordance with the Copyright, Designs and Patents Act, 1988. All rights reserved. Printed and bound in Singapore by Tien Wah Press. British Library Cataloguing in Publication Data available. ISBN 978 1 84939 401 7



Tom's dad was a famous explorer.



One morning when Tom went down to breakfast . . .



he was shocked to see a picture of his dad on the front of the morning paper.



His dad had got lost while exploring the North Pole.



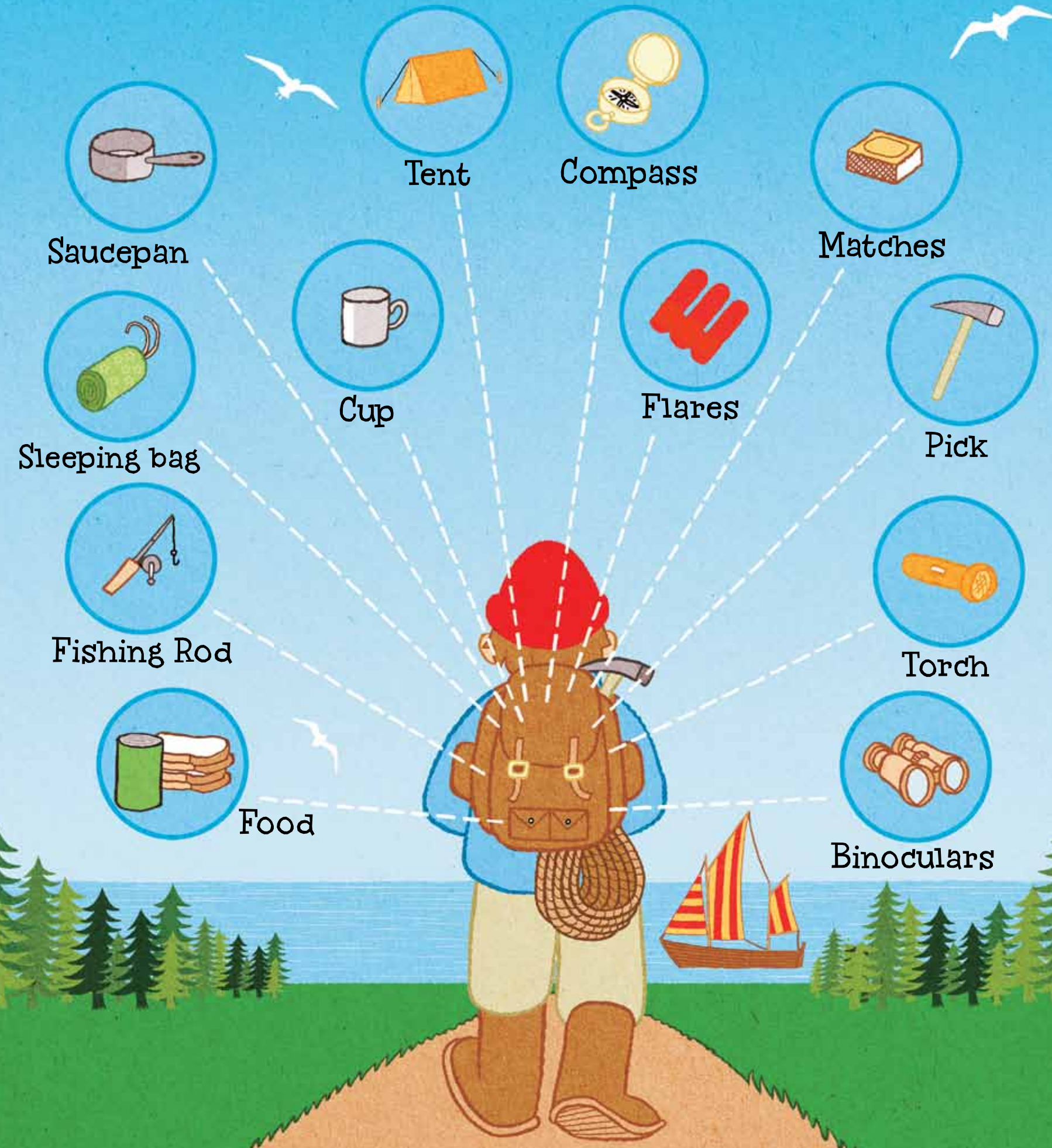
Tom resolved there and then to go and rescue him.

First, he studied his globe of the world and found the North Pole.



Then he bought a map so he could find his way there . . .

packed his bag and set off on his first adventure.



Casting off, he set sail out into the big, blue ocean.

