





Missing Pattern!

These animals have lost their patterns. Can you colour in the cow with big spots, the dog with little spots and the tiger with stripes?




cow

big spots



dog

little spots



tiger

stripes

Follow us:



© 2020 Orchard Toys Ltd

#LoveOrchardToys






www.orchardtoys.com



Colour and Write Mean Monsters

Can you colour these monsters from the Times Tables Heroes game?

Use your imagination to write a sentence about each monster - give each one a name and write about where they came from, what makes them scary, or what their special powers are!



Follow us:



© 2020 Orchard Toys Ltd


#LoveOrchardToys

www.orchardtoys.com



Design a Jigsaw Puzzle!

Get creative and design your own jigsaw puzzle! You could use coloured pencils, pens or paint. Cut along the dotted lines and then mix the pieces up and try to put the puzzle back together again. For extra durability you could stick the pieces onto cardboard.



Follow us:



© 2020 Orchard Toys Ltd

#LoveOrchardToys

www.orchardtoys.com



Design a Jigsaw Puzzle!

Get creative and design your own jigsaw puzzle! You could use coloured pencils, pens or paint. Cut along the dotted lines and then mix the pieces up and try to put the puzzle back together again. For extra durability you could stick the pieces onto cardboard.



Follow us:



© 2020 Orchard Toys Ltd

#LoveOrchardToys


www.orchardtoys.com




Feelings

Draw faces on these people to match the emotion they are feeling.
Discuss with an adult these different feelings and try to make those faces to help you. Think about what might make you feel a certain emotion.


.....




angry




excited




sad



tired



happy



scared

Follow us:



© 2021 Orchard Toys Ltd

#LoveOrchardToys

www.orchardtoys.com



Hands

Wash your hands



Face

Wear a mask if you can

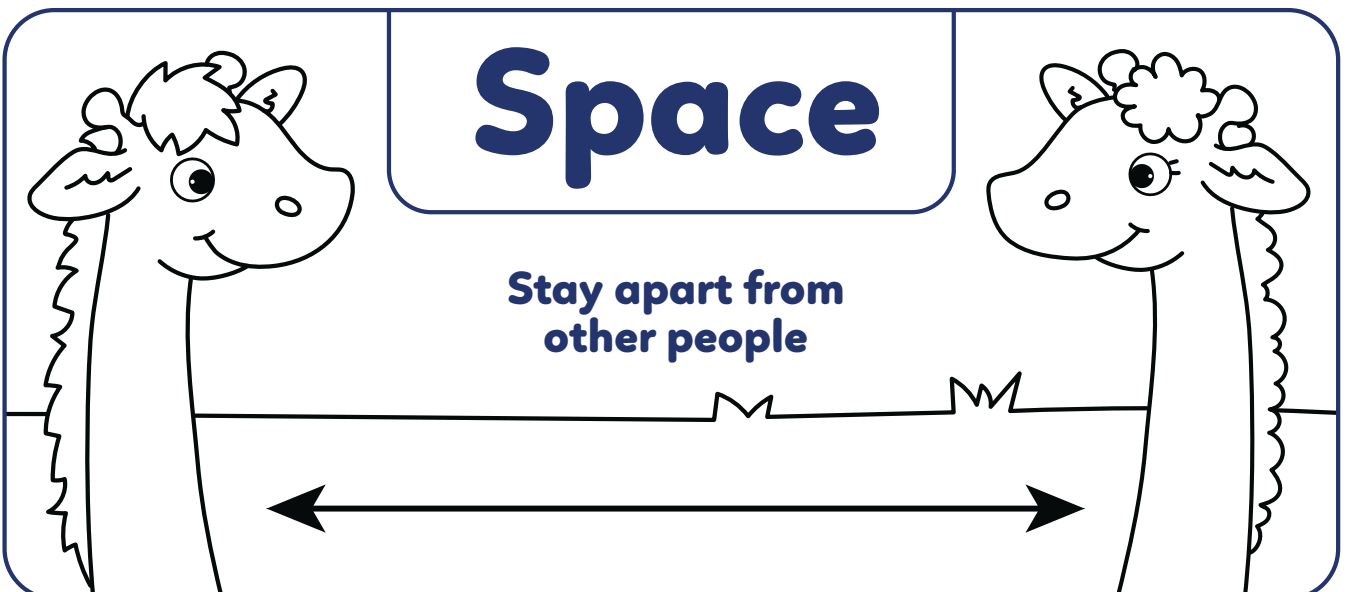


Under 11's exempt



Space

Stay apart from other people





Magic Maths

addition

Abracadabra! Wave your wand and solve the sums!



You will need:

- Pen or pencil
- Your thinking cap!
- An adult to check your answers!

① $1 + 2 = \square$

⑨ $11 + 14 = \square$

② $4 + 1 = \square$

⑩ $10 + 18 = \square$

③ $7 + 3 = \square$

⑪ $8 + 16 = \square$

④ $2 + 2 = \square$

⑫ $20 + 8 = \square$

⑤ $3 + 2 = \square$

⑬ $15 + 15 = \square$

⑥ $6 + 5 = \square$

⑭ $19 + 4 = \square$

⑦ $1 + 8 = \square$

⑮ $13 + 17 = \square$

⑧ $9 + 2 = \square$

⑯ $12 + 14 = \square$



Magic Maths

subtraction

Abracadabra! Wave your wand and solve the sums!



You will need:

- Pen or pencil
- Your thinking cap!
- An adult to check your answers!

① $3 - 1 = \square$

⑨ $15 - 10 = \square$

② $8 - 4 = \square$

⑩ $13 - 8 = \square$

③ $7 - 2 = \square$

⑪ $16 - 4 = \square$

④ $5 - 5 = \square$

⑫ $20 - 3 = \square$

⑤ $6 - 5 = \square$

⑬ $12 - 5 = \square$

⑥ $9 - 6 = \square$

⑭ $19 - 4 = \square$

⑦ $7 - 0 = \square$

⑮ $17 - 8 = \square$

⑧ $4 - 3 = \square$

⑯ $19 - 16 = \square$

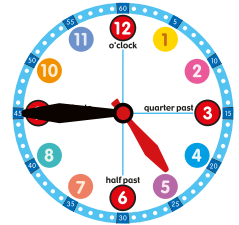
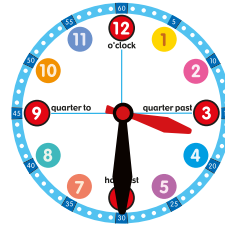
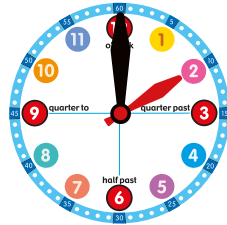
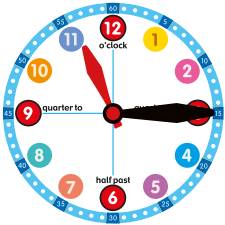


Time Activities

See if you can complete these time activities. Draw lines between the clock faces and digital clocks which show the same times, then fill in the blank spaces under the clocks. Finally, draw the clock hands on each clock face.

Match the times

Draw a line between the same times



2:00 P.M.

3:30 P.M.

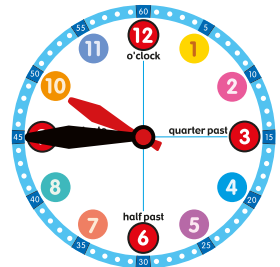
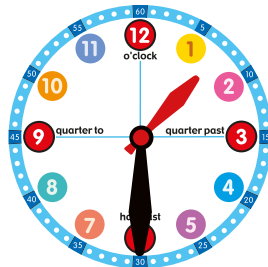
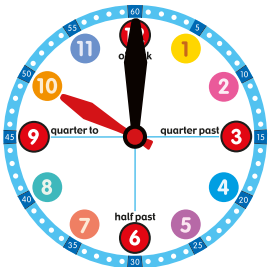
11:15 A.M.

4:45 P.M.

8:50 A.M.

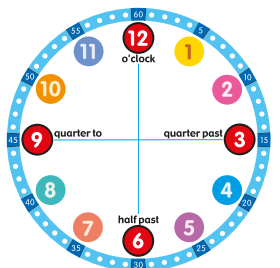
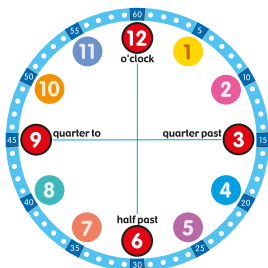
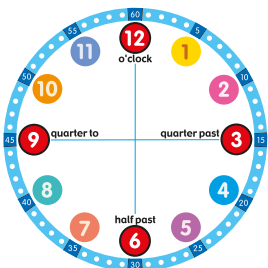
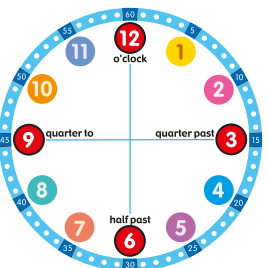
Write the time

Write the times shown on the clock faces



Draw the clock hands

Draw the clock hands for each clock



12.30pm

7.00pm












4.45am

2.50am



Matching Mice

Can you find the matching mice?
Join each pair together with a line.



Follow us:



© 2020 Orchard Toys Ltd


#LoveOrchardToys

www.orchardtoys.com




Missing Pattern!

These animals have lost their patterns. Can you colour in the cow with big spots, the dog with little spots and the tiger with stripes?




cow

big spots



dog

little spots



tiger

stripes

Follow us:



© 2020 Orchard Toys Ltd


#LoveOrchardToys

www.orchardtoys.com




Colours, Shapes & Textures

Every day we eat a large variety of foods, they come in many **colours**, **shapes** and **textures**. Here are some examples of foods that you might find at home or in a restaurant.



Yellow banana




Round orange



Crumbly biscuit



Red tomato




Square sandwich



Slimy noodles



Blue blueberries




Triangular cheese



Liquid smoothie




Green broccoli




Oval egg



Crunchy carrots



Brown _ _ _ _ _



Rectangular _ _ _ _ _



Soft _ _ _ _ _



Pairs of Socks

Can you find the matching socks? When you find a pair join them together with a line.



Follow us:



© 2020 Orchard Toys Ltd



#LoveOrchardToys

www.orchardtoys.com



Spot the Difference at the Fairground

See if you can spot the **10** differences between these pictures. Draw a circle around each difference.



Follow us:



© 2020 Orchard Toys Ltd

#LoveOrchardToys

www.orchardtoys.com



Telling the Time

There are **60 seconds** in one minute

There are **60 minutes** in one hour

There are **24 hours** in one day

Reading a Clock

Remember these key points when learning to tell the time

Each big number represents an hour.

Can you think of something that takes about an hour?

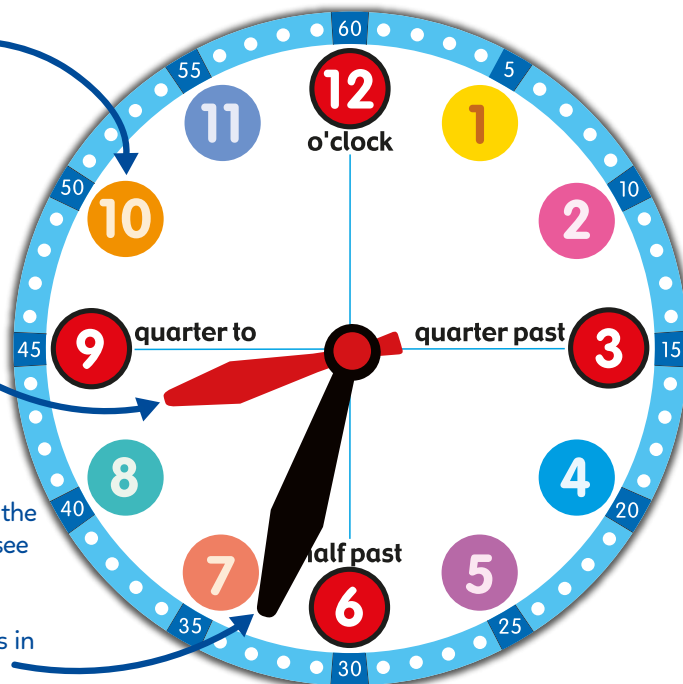
The short hand (red) is the hour hand.

It moves from one number to the next every hour. You can get a rough idea of the time with just the hour hand.

The long hand (black) is the minute hand.

It moves all the way around the clock every hour, so we can see how many **minutes past** or **minutes to** the hour it is.

This clock shows the minutes in blue, in five minute chunks.



What Time...?

At what time would you usually do the following?

- Eat lunch
- Bath or shower
- Read a story
- Have your tea
- Eat breakfast
- Have a wash
- Go to bed
- Wake up
- Brush teeth
- Do exercise
- Colouring In
- Have a snack

Draw the Time

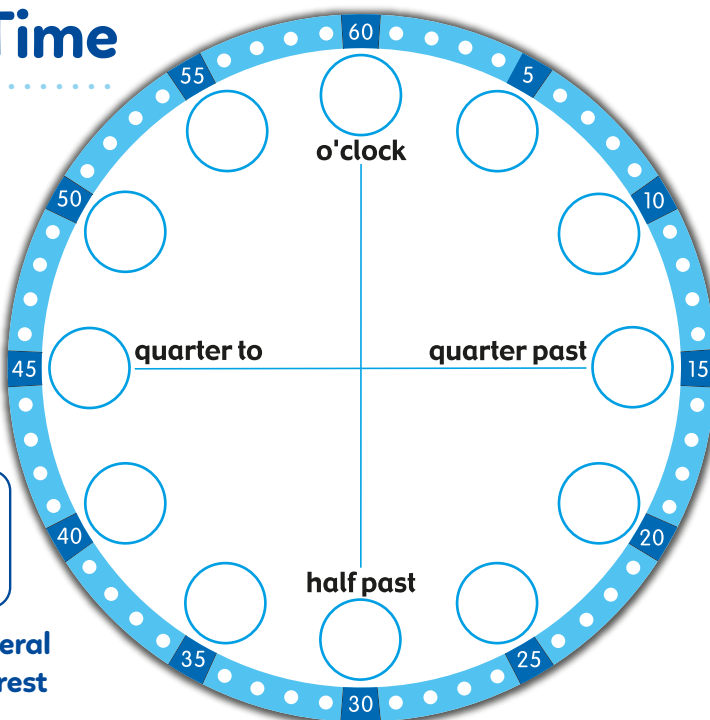
Draw the numbers on the clock

Now draw the hands to show three 'o' clock

Can you draw three 'o' clock as a digital time below?



Print out the clock several times and use for the rest of the numbers too!




Why not try our time games: 'What's the Time Mr. Wolf?' and 'Tell the Time Lotto'?





Trace the numbers 1-10



Trace over the numbers to practise your hand writing and number recognition skills. Colour in the star once you have finished!

1 2 3 4 5 6 7 8 9 10

1 2 3 4 5 6 7 8 9 10

1 2 3 4 5 6 7 8 9 10

1 2 3 4 5 6 7 8 9 10

1 2 3 4 5 6 7 8 9 10

1 2 3 4 5 6 7 8 9 10

1 2 3 4 5 6 7 8 9 10

1 2 3 4 5 6 7 8 9 10

Follow us:

© 2020 Orchard Toys Ltd

#LoveOrchardToys



www.orchardtoys.com



Washing Your Hands

① Palm to palm



② Backs of hands



③ In between



④ Fingernails



⑥ Tips of fingers



⑤ Thumbs





When you've finished your story ask an adult to share it to our Facebook or Instagram pages.

This image shows a blank sheet of white paper with horizontal ruling lines. The lines are evenly spaced and run across the width of the page. There are no margins, text, or other markings on the paper.

#LoveOrchardToys



www.orchardtoys.com

© 2020 Orchard Toys Ltd