

The Way Back Home






Lesson 1 Gather a range of adjectives to describe a character.

- Before showing the film ask the children to predict what they think will happen in the story
- Show the title and the thumbnail image.
- Show children the film 'The Way Back Home'
- Discuss their initial thoughts and feelings about the film and answer any questions they might have.

- Explain we will be working towards writing a short description of the boy's alien friend.
- Can anybody remember which special words we use to describe nouns?
- Recall the word adjective. Explain that they will be using adjectives to describe different things about the alien today e.g. his eyes, his antennae, his personality.
- Pause the film at 1:06 (alien). Use this scene as a visual prompt for gathering vocabulary. Use the adjective gathering work sheet **page 2**.
- It has been split into different body parts to make sure we describe all of our character. Look at the first box (describing the character's eyes. Think of some adjectives to describe them. Fill in the first box eg big, bright, round, happy, large, clear, wide, expressive etc.
- Move onto the next box adjectives to describe his mouth. Eg smiling, warm, sweet, welcoming, grinning, joyful, glad etc.
- Use a word bank (**Page 3**) if necessary.
- Complete **page 2** - gather a range of adjectives to describe. Children consider powerful adjectives

Adjectives to describe your character's appearance

Use a range of powerful adjectives to describe your character's features.

<p>Eyes</p> 	
<p>Mouth</p> 	
<p>Arms and legs</p> 	
<p>Hair/head</p> 	
<p>Body</p> 	

Adjective Word Bank

blue, large, bright,
big, wide, beautiful, open, clear,
soft, watchful, eager,
sparkling, lovely, curious, brilliant,
intelligent, expressive, gentle

big, broad, sweet, warm, bright,
friendly, pleasant, wide, gentle, happy,
charming, shy, beautiful, radiant, soft,
brilliant, cheerful, lovely,
wonderful, cheerful, glad, happy

thin, outstretched, welcoming, round,
tall, stout, bald, shiny,



Lesson 2 Use expanded noun phrases to describe a character

- Watch 'The Way Back Home'.
- Look at **Page 6**. Explain that although these words are all adjectives, some adjectives are more powerful or effective than others.
- Introduce the word 'synonym' explain that they are different words that mean the same thing. Look at **pages 7, 8, 9** synonym families
- Use the adjectives collected yesterday to write sentences to describe their character's appearance.
- Look at **page 10**. Expanded noun phrases contain a noun and adjectives which describe it.
- Begin to fill in the sheet to create expanded noun phrases and use pronouns. Use adjective gathering sheets **Page 2** from yesterday
- Create at least one expanded noun phrase about each of their character's features.
For example The alien has big, bright eyes.
He has a cheerful smile.
He has an outstretched, welcoming wave.
He has some tall, blue antennae on his head.
He has a round body.
- **Reminder** - they don't have to use two adjectives for the phrase to be expanded
- For scaffolded support use **page 10**.
- Arrange the words to create noun phrases for the alien's features. If confident, write those sentences. Create more than one sentence for each feature.
- Create expanded noun phrases using a range of adjectives.

Word families (synonyms)

Look at the **adjectives** below

big

large

great

huge

enormous

gigantic

colossal

vast

All these **adjectives** mean the same thing!

They are **synonyms** of the word 'big'.

However, some **adjectives** are more *powerful* than others...

Space is **big**.

Space is **vast**.

Which sentence describes space the best?

Remember to choose the most *powerful*

adjectives in your writing!



happy

joyful

glad

merry

cheerful

upbeat

elated

joyous

thrilled

delighted



small

tiny

mini

minute

petite

miniscule

miniature

slight

baby

wee



big

large

great

huge

enormous

massive

vast

colossal

sizable

hefty

Writing Expanded Noun Phrases

An expanded noun phrase is a sentence that contains a noun and a word (adjective) to describe the noun.

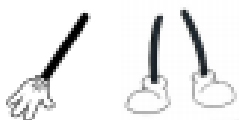
Noun adjective adjective noun
↓ ↓ ↓ ↓
The alien has big, bright eyes.

Pronoun adjective adjective noun
↓ ↓ ↓ ↓
He has a cheerful, warm smile.

Now try and write some of your own, remember to include pronouns to avoid repetition!











Cut up and arrange the words to create noun phrases about the alien.



The	big	a
welcoming	alien	a
warm	bright	He
has	wave.	cheerful
friendly	round	The
alien	body.	eyes.
stout	smile.	has
He	tall	blue
antennae.	shiny	arms.

Lesson 3 Use some of their senses to describe a character.

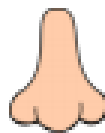

- Replay the film 'The Way Back Home' and recap the work already done this week.
 - Remember we are working towards writing a short description.
 - Do you know what the 5 senses are? Touch, Sight, Hearing, Smell, and Taste.
 - Today, we will use the senses to describe more elements of the alien.
 - Today, we will use our imaginations to think about what we can hear, smell and how he makes us feel.
 - Although taste is one of our senses, we can't use it to describe an alien! Taste is used to describe things like food and drink.
 - Think about what they might be able to hear, smell and feel in regards to both the planet and the alien. Write down ideas next to the senses titles **page 13**.
 - Example
 - He has a strange, squeaky voice.
 - He smells of cheese!
 - I feel like we are friends.
- If unsure use the ideas bank on **page 14**
- Attempt to describe 2 things using a range of senses.

Using the senses to describe




Describe
his voice!

What does he
smell like?



How does he
make you
feel?

Using the senses to describe



He has.....

His voice is...

The sound of his voice is...

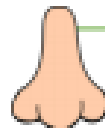
He smells like....

The aroma of...

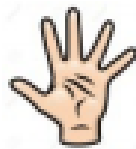
He makes me feel....



strange, weird,
peculiar, odd,
unusual, freaky,
eerie, funny,
squeaky, screechy,
high-pitched



smelly, cheesy,
funky, foul, stinky,
stinking, putrid,
odorous, mouldy,
sweaty, musty, slimy,
grimy, icky, greasy



happy, welcomed,
safe, secure,
supported

Lesson 4 Join clauses (previously composed) using the conjunction and.

- Replay the film 'The Way Back Home'.
- Recall one of the simple sentences written earlier this week.
e.g. The alien has big, bright eyes.
The alien has tall, blue antennae.
He smells like putrid cheese etc.
- Ask what word could they write to show they saw both of these things?
Eg use the coordinating conjunction '**and**'.
- Then, have a go at writing down two sentences about the alien with the word '**and**' in the middle.
- Explain that the word '**and**' is being used to show the reader that there is more than one piece of information.
- Look for sentences that marry well together i.e. A description of the alien's body **and** then a senses sentences about his smell.
E.g. He has a round, stout body **and** smells like old cheese.
Explain that these clauses work well together because they are both about his body.
- Look at another example about his wave and how that makes you feel safe.
E.g. He has a welcoming wave **and** he makes me feel safe.
Explain to the children that these clauses work well together because his friendly gesture (waving) has made you feel safe.
- Building their own sentences using '**and**' to join 2 clauses. Use the sentences created during the week
- Build sentences using the 2 clauses joined by '**and**'.
- Attempt to group ideas together to give their writing flow. If more support needed use **page 16** choose 2 clauses and link them together using '**and**'.

Using 'and' to join clauses

Look at the sentences (or clauses) below. Join them together using the coordinating conjunction 'and'.

He has a round, stout body

He has a cheerful, warm smile

He has some tall, blue antennae on his head

He smells like old cheese

The alien has big, bright eyes

He has a strange, squeaky voice

He has an outstretched, welcoming wave


He makes me feel safe

Lesson 5 Use their skills learnt during the week to write a short character description.

- Use **page 18**. Identify any powerful adjectives and pronouns that have been used to avoid repetition.
- Have all the features of the alien been described?
- Finally, identify clauses joined together using the conjunction '**and**'
- Look at **page 19**. This shows the different things that we want to make sure are in our work today. They are all of the things we have learnt this week.
- Choose a challenge! There are three levels of challenge (**page 20, page 21, page 22**).
- Watch the film once more
- Write a final character description of the alien from the film clip 'The Way Back Home'. Look back on the work completed this week to remind themselves of what they have learnt
- Use their plans to create a character description, include senses sentences and extend sentences using '**and**'.
- Once completed check their punctuation –
 - Have capital letters and full stops been used throughout their writing?
 - Are the spaces used an appropriate size?

Character description

The alien has big, bright eyes. He has a cheerful, warm smile and he has an odd squeaky voice. He has a welcoming wave and he makes me feel safe. The alien has tall, blue antennae on his head. He has a round, stout body and he smells like old cheese!



Skills we have learnt this week

Using powerful adjective to describe

welcoming, expressive, cheerful, kindly

Expanded noun phrases

He has a round, stout body.

Using pronouns to avoid repetition.

He smells like old cheese.

Using our senses to describe.

He has a **squeaky, high-pitched voice**.




Join two clauses using the conjunction 'and'.

*He has a round, stout body **and** he smells like old cheese!*

Challenge 1 ★

Can describe the alien from 'The Way Back Home?'

Can you use describe all the features of the alien using **powerful adjectives**?
Don't forget capital letters and full stops!



Challenge 2 ★★


Can describe the alien from 'The Way Back Home?'

Can you use describe all the features of the alien using powerful adjectives?

Can you include sentences using the senses?

Can you include sentences joined using the conjunction 'and'?

Don't forget capital letters and full stops!




Literacy Shed clip and link: <https://www.literacyshed.com/thewaybackhome.html>

Challenge 3



Can describe the alien from 'The Way Back Home?'

Can you use describe all the features of the alien using powerful adjectives?
Can you include sentences using the senses?
Can you include sentences joined using the conjunction 'and'?
Can you make your writing flow by grouping ideas together?
Don't forget capital letters and full stops!



Literacy Shed clip and link: <https://www.literacyshed.com/thewaybackhome.html>